



# 2021 Year End King County Firearm Violence Report



King County Prosecuting Attorney's Office -  
Crime Strategies Unit

paocsu@kingcounty.gov January 2022

## Total Shootings and Shots Fired Incidents

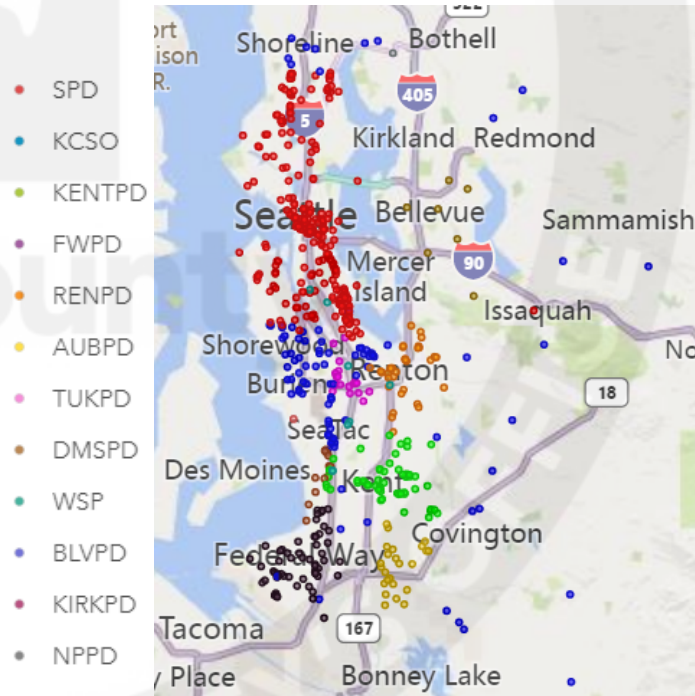
The numbers of firearm homicide victims, non-fatal shooting victims, and total shots fired incidents for 2021 are listed below. This data primarily comes from the 8 jurisdictions in King County (below) that have historically had over 90% of firearm violence, but also includes data from many of the smaller jurisdictions in King County. This does not include suicides, confirmed self-inflicted shootings, or officer involved shootings.



## Geographic Distribution

Shootings in King County are not evenly distributed by jurisdiction. We currently collect data from over 20 agencies, but a majority of the data comes from 8 agencies: Seattle, Auburn, Des Moines, Federal Way, Kent, Renton, Tukwila, and the King County Sheriff's Office (including unincorporated King County and 16 contract cities). These 8 agencies account for roughly 79% of King County's population. In 2021, over 62% of the total shots fired incidents and 59% of the shooting victims (both firearm homicide victims and non-fatal shooting victims) were from agencies outside of Seattle. Both of these are slightly higher than the four-year average for 2017-2020 in which 60% of all shots fired incidents and 58% of all shooting victims were from agencies outside of Seattle.

Shots Fired by Agency 2021

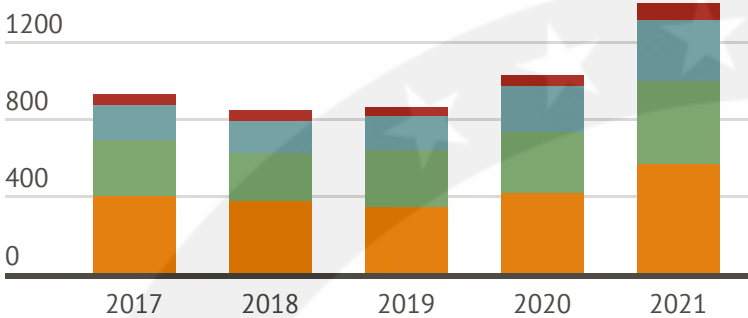




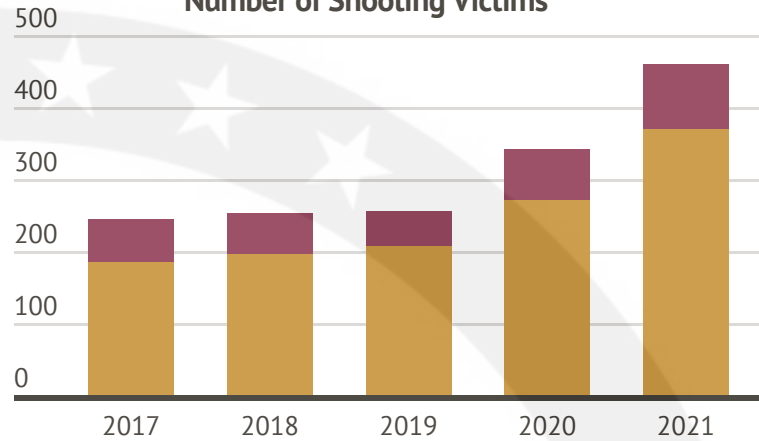
# Historical Comparisons

The graphs below depict the total number of shots fired incidents broken down by type for 2017-2021 and the total number of non-fatal and fatal shooting victims from 2017-2021. The total number of shots fired incidents in 2021 (1405) was up around 26% and the number of overall shooting victims (460) was up 56% over the four-year average for 2017-2020. More specifically, the number of fatal shooting victims (88) was up 64% while the number of nonfatal shooting victims (372) was up 54% over the four-year average. There have been 17 more fatal shooting victims and 102 more non-fatal shooting victims in 2021 as compared to 2020.

**Number and Type of Shots Fired Incidents**



**Number of Shooting Victims**



- Shots Fired
- Shots Property
- Shots Injury
- Shots Homicide

- Non-Fatal Shooting Victims
- Fatal Shooting Victims

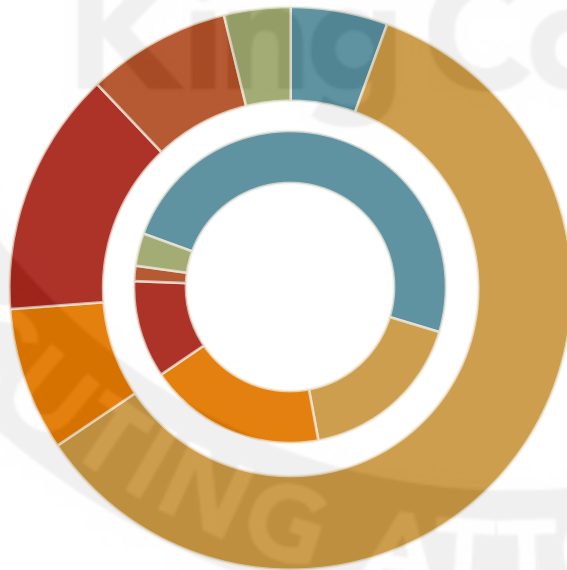
## Shooting Victim Demographics

Of the 460 shooting victims in 2021, 85% were male (390); 28% were between the ages of 18-24 (133); and 81% were people of color (379). Similar to previous years, 48% of the shooting victims, both fatal and non-fatal, were Black or African American (225) of which 27% (61) were males 18-24 years old.

**Race/Ethnicity**

Outer Circle = General Population  
Inner Circle = Shooting Victims

- Black or African American
- Non-Hispanic White
- Hispanic or Latino
- Asian and Pacific Islander
- Native American and other
- Two or more race



**Victim Age**

