


# 2025 Q4 King County Quarterly Shots Fired Report



## Total Reported Shots Fired Incidents and Shooting Victims

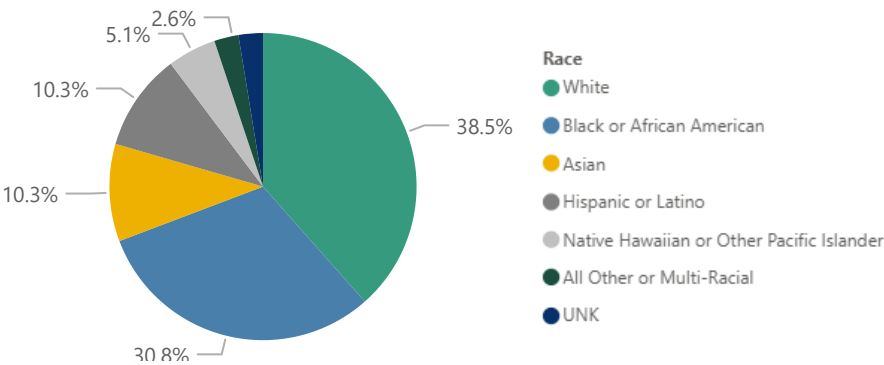
The number of shooting homicide victims, non-fatal shooting victims, and total shots fired in King County for Q4 2025 are listed below. This data was reported to the King County Prosecuting Attorney's Office by the following King County police agencies: Auburn, Bellevue, Des Moines, Federal Way, Kent, Kirkland, King County Sheriff's Office, Renton, Seattle, Tukwila, and Washington State Patrol. This data does not include suicides or officer involved shootings. Individuals shot in confirmed self-defense cases and confirmed self-inflicted shootings are not counted toward the total fatal and non-fatal victim count.



## Shooting Victim Demographics

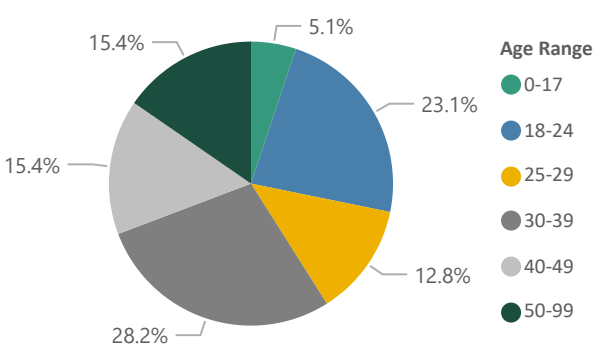
Of the 39 shooting victims in Q4, 38% were identified as White, 31% were identified as Black or African American, 90% were identified as male, and a majority of victims were between the ages of 30-39. Compared to Q4 of 2024, there was a **55% decrease in the overall number of shooting victims** and for the first time in Q4 of the last 5 years, Black or African American males did not represent a majority of shooting victims.

Shooting Victim Race/Ethnicity Q4 2025



\*All other or multi-racial and UNK (unknown) victims each represented 2.6% of the total number of shooting victims, respectively

Shooting Victim Age Range Q4 2025



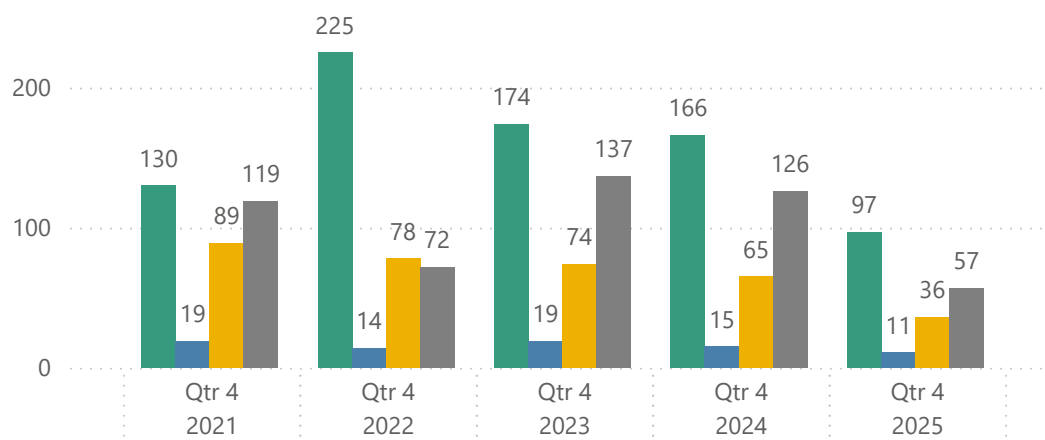
\*The KCPAO relies on law enforcement reports for the demographic information about victims, including race/ethnicity. Each law enforcement agency has separate policies and systems for collecting demographic data, which can result in varying levels of reporting. KCPAO is aware that this race/ethnicity data may not accurately reflect the demographics of victims of gun violence in our community.

# Historical Comparisons for Q4



## Number and Type of Shots Fired Incidents Q4 2021-2025

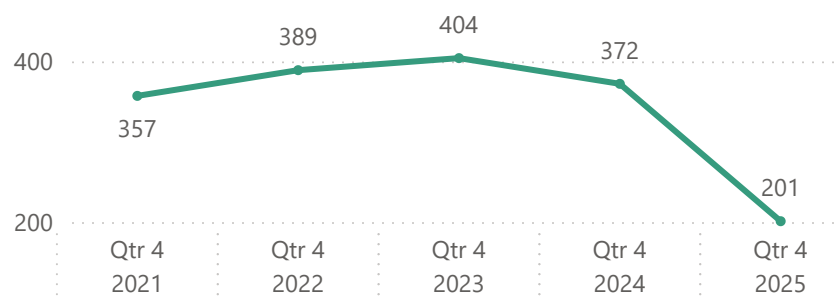
OffenseType ● Shots Fired ● Shots Homicide ● Shots Injury ● Shots Property



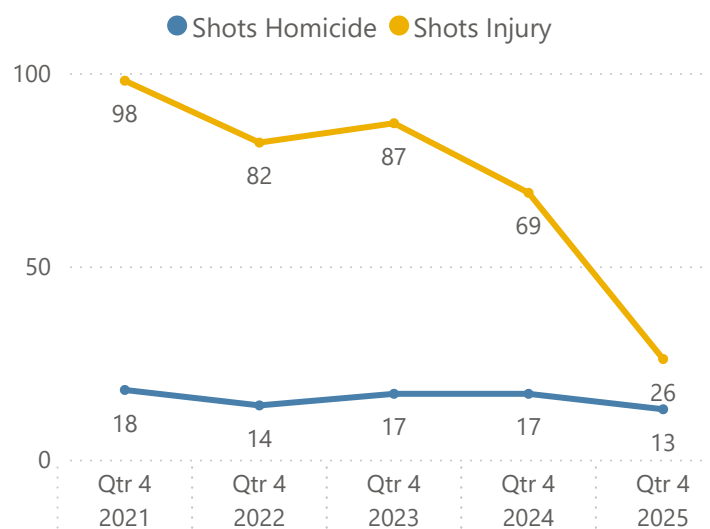
Q4 of 2025 saw the lowest number of all types of shots fired incidents since prior to Q4 of 2021, with *shots fired*, *shots injury*, and *shots property* incident numbers all experiencing more than a 55% decrease from their peak Q4 numbers.

Overall shots fired incidents in Q4 of 2025 (201) decreased from Q4 of last year (372) by 46% and were the lowest they have been since Q4 of 2018. Compared to Q4 of 2023, there was 50% decrease in *overall* shots fired incidents.

## Total Number of Shots Fired Incidents Q4 2021-2025



## Number of Shooting Victims Q4 2021-2025

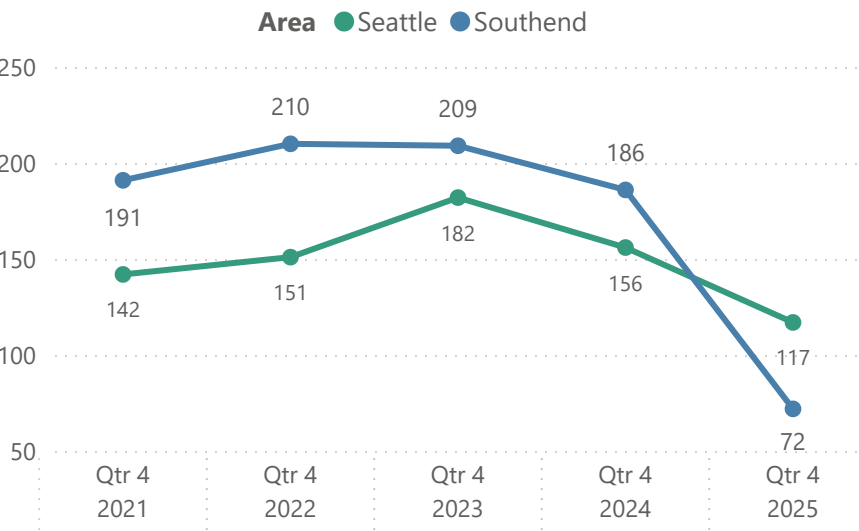


Mirroring the drastic decrease seen in the total number of shots fired incidents, the number of *shots injury victims* in Q4 of 2025 reached a low that has not been seen in the last eight years. The number of *shots injury victims* in Q4 of 2025 experienced a **decrease of 73%** from its peak Q4 number in 2021 while the number of *shots homicide victims* experienced a slight decrease compared to Q4 of the last few years.

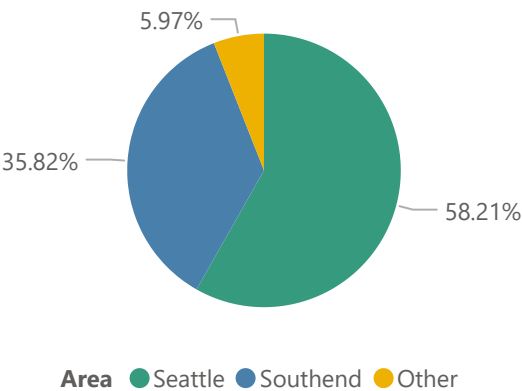
# Area Comparisons for Q4



Total Shots Fired in Seattle and South King County Q4 2025



Total Shots Fired Incidents by Area Q4 2025



In Q4 of 2025, 58% of overall shots fired incidents took place in the Seattle area and 36% occurred in south King County. While south King County had surpassed the Seattle area for total shots fired incidents in Q4 of 2021 through 2024, Q4 of 2025 was the first time Seattle had more Q4 incidents. However, both areas have experienced a consistent decline of incidents compared to Q4 of the last few years, with south King County experiencing a 66% decrease since its peak Q4 number in 2022 and reaching a low that has not been seen in Q4 of the last eight years.

Thank you to these law enforcement agencies for sharing their shots fired data with us for Q4 2025:



*\*The data represented in this report is reported to us directly from the listed police agencies and includes data from each participating police agency. We encourage every police agency to submit data to the KCPAO, which is the only agency that keeps a county-wide report with this level of detail, and we strive to provide the most accurate and complete information possible. This information is being regularly reviewed and updated by the KCPAO. This data may be updated.*

# 2025 Year End Shots Fired Review

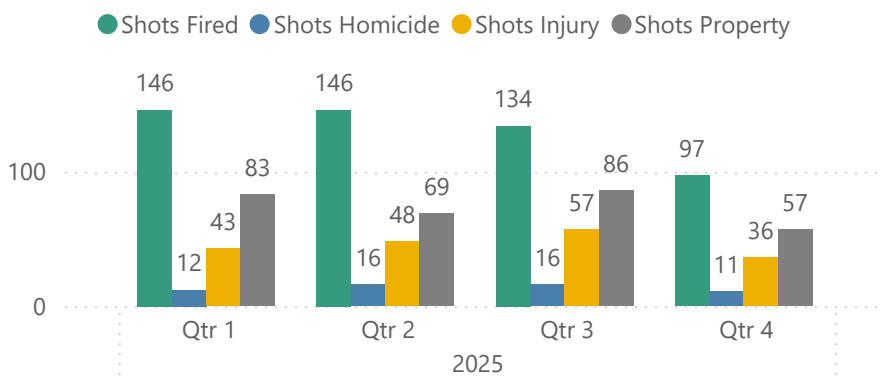


**Total Shots Fired Incidents**  
**1057**

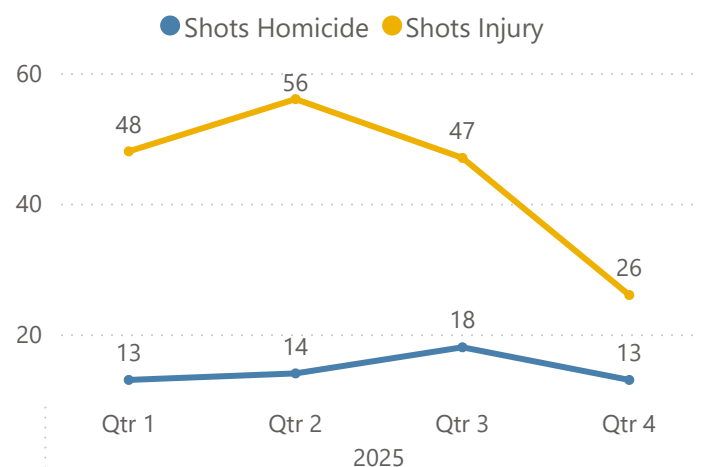
**Non-Fatal Shooting Victims**  
**177**

**Fatal Shooting Victims**  
**58**

Number and Type of Shots Fired Incidents 2025



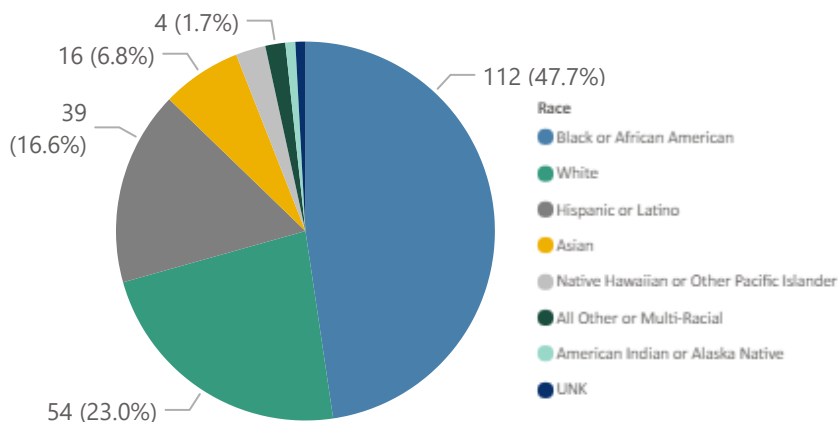
Number of Shooting Victims 2025



## Shooting Victim Demographics

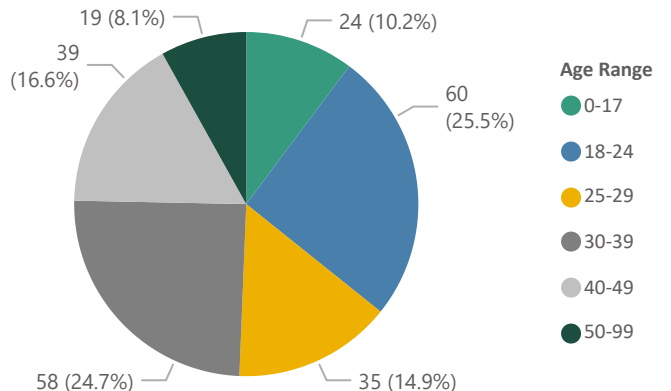
Of the 235 shooting victims in 2025, 75% suffered non-fatal injuries and approximately half of shooting victims were between the ages of 18-24 and 30-39. While there was more than a 50% drop in the number of Black or African American shooting victims in Q4 to a number that has not been seen in *any* of the quarters of the previous eight years, Black or African American males have remained to be the majority of shooting victims.

Total Number of Shooting Victims by Race



\*American Indian or Alaskan Native and UNK (unknown) victims each represented .85% of the total number of shooting victims, respectively

Total Number of Shooting Victims Ages 0-17

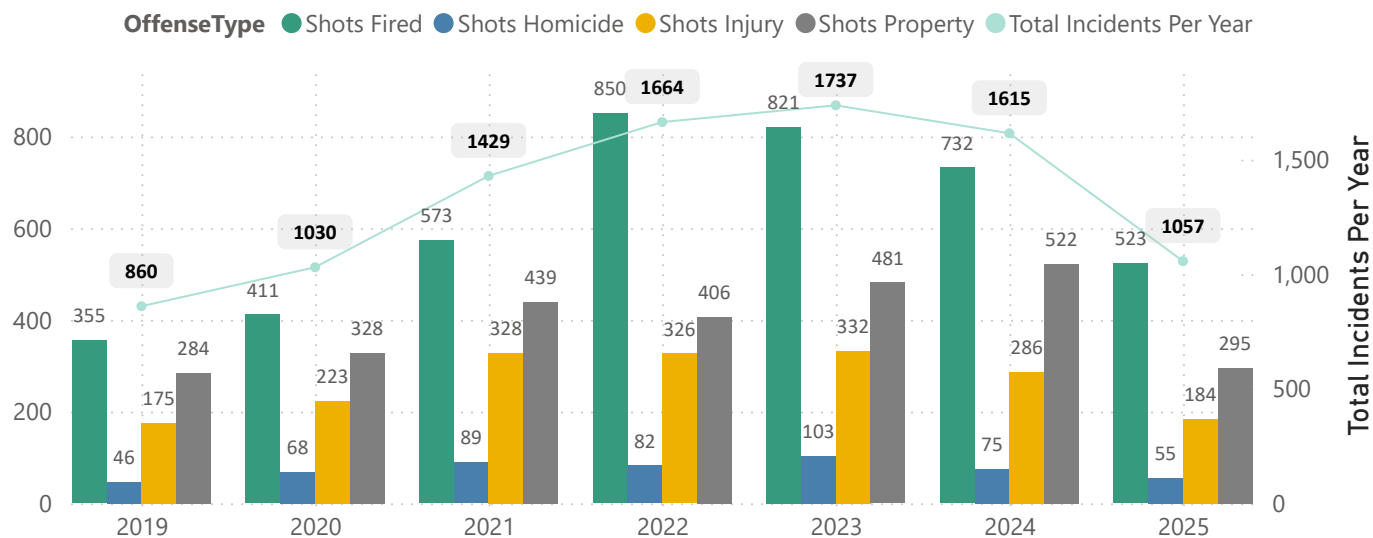


\*The KCPAO relies on law enforcement reports for the demographic information about victims, including race/ethnicity. Each law enforcement agency has separate policies and systems for collecting demographic data, which can result in varying levels of reporting. KCPAO is aware that this race/ethnicity data may not accurately reflect the demographics of victims of gun violence in our community.

# 2025 Year End Shots Fired Review



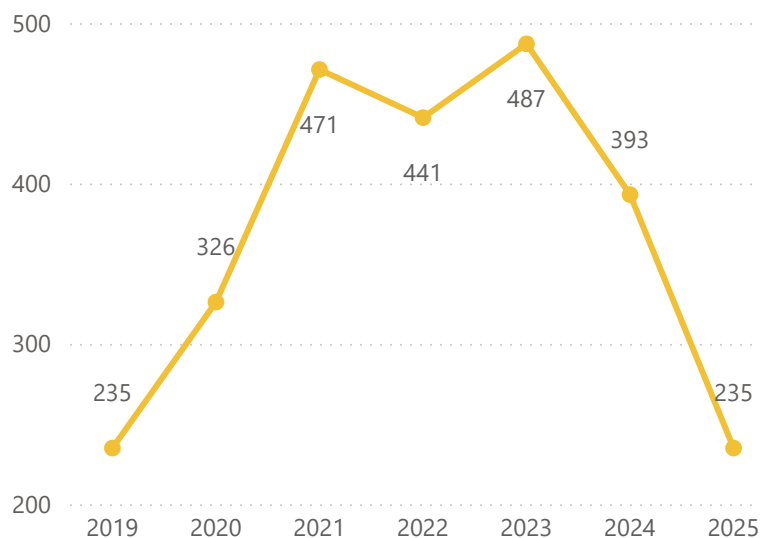
## Number and Type of Shots Fired Incidents 2019-2025



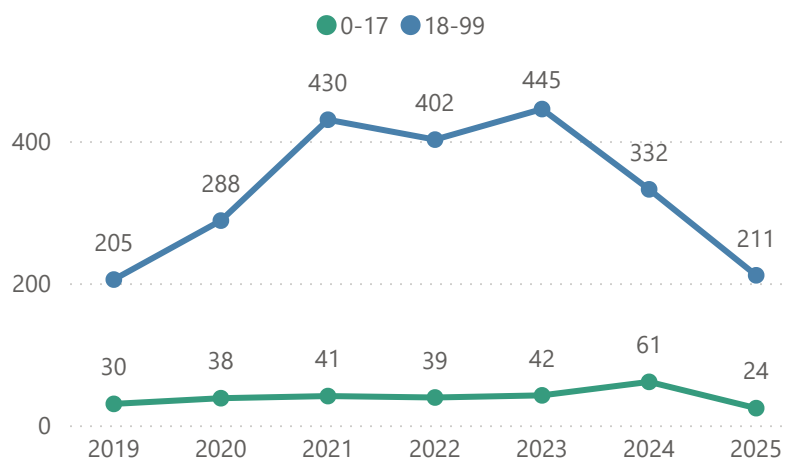
## Yearly Comparison

Overall shots fired and shooting victim numbers have steadily decreased over the last few years, with 2025 marking the lowest number of shooting victims since pre-pandemic years and the overall shots fired incidents reaching close to pre-pandemic numbers.

### Total Number of Shooting Victims



## Age Comparison of Shooting Victims



While the total number of juvenile shooting victims peaked in 2024 despite the total number of shooting victims not peaking at that time, 2025 saw a 61% decrease in the number of juvenile shooting victims from 2024 and marked the lowest number seen since pre-pandemic years.

*\*The KCPAO relies on law enforcement reports for the demographic information about victims, including race/ethnicity. Each law enforcement agency has separate policies and systems for collecting demographic data, which can result in varying levels of reporting. KCPAO is aware that this race/ethnicity data may not accurately reflect the demographics of victims of gun violence in our community.*